










# DATA CABLES



SAB Data

SAB Sensor



<b>Applications</b> .....		<b>page</b>
<b>Selection table</b> .....		J/3-4
		J/5
<b>PVC data cables</b>		
■ LiYY	PVC data cable .....	J/6-7
■ LiYY TP	PVC data cable, twisted pairs .....	J/8
■ LiYCY	PVC data cable with overall copper screen .....	J/9-10
■ LiYCY (B) TP	PVC data cable, twisted pairs with overall copper screen .....	J/11
■ LiFYCY (B) TP	PVC data cable, twisted pairs, extra fine wires with overall copper screen .....	J/12
■ LiYDY-CY TP	PVC data cable, twisted pairs with pair-wise and overall copper screen .....	J/13
<b>Semi rigid PVC data cables acc. to UL/CSA</b>		
■ SRY D 311	 semi rigid PVC data cable .....	J/14
■ SRY D 321 C	 semi rigid PVC data cable with overall copper screen .....	J/15
■ SRY D 351 C (B) TP	 semi rigid PVC data cable, twisted pairs with overall copper screen .....	J/16
■ DC 300 DS	 semi rigid PVC data cable with double screen .....	J/17
■ DC 300 DS TP	 semi rigid PVC data cable, twisted pairs with double screen .....	J/18
<b>FEP insulated coaxial cables</b>		
■ RG 179 FEP	FEP insulated coaxial cable with FEP jacket in reference to RG 179 (75 Ω) .....	J/19
■ RG 316 FEP	FEP insulated coaxial cable with TPE jacket in reference to RG 316 (50 Ω) .....	J/20
<b>SAB Sensor</b>		
<b>Sensor cables</b>		
■ Sensor <b>minus</b> 50	low temperature resistant FEP insulated sensor cable down to -50°C .....	J/21 
■ Sensor <b>plus</b> 150	high temperature resistant FEP insulated sensor cable up to +150°C .....	J/22 
■ Sensor <b>plus</b> 250	high temperature resistant PFA insulated sensor cable up to +250°C .....	J/23 
You will find halogen-free data cables in chapter A		



■ Modern electronics and miniaturized appliances require data cables with smallest cross sections, best screenings and highest flexibility. SAB data cables meet these requirements to a high degree. Different types of screenings, i.e. single or double screens, tinned copper wrappings or braids, protect the cables against outer high-frequency interference. Different types of strandings (in layers or pair-wise) can prevent mutual interference of adjoining circuits. Especially in the computer era data cables have become essential and they must continuously to the latest technical developments. The colour code with reference to DIN 47100 guarantees a perfect assignment of the cores for the connection of the cable. The cables are produced with reference to the usual DIN VDE regulations.

### ■ Applications PVC data cables

SAB data cables are used for the transmission of measuring, control and voice signals in electronic control appliances, in electronics of data processing systems, for paging and intercom systems, weighing installations, office machines, etc. The cables can be used for fixed installations and flexible applications with free movement, without tensile load and mechanically guided movement in dry, damp and wet rooms. They are not suitable for outdoor use.

#### Exemplary applications:

LiYY	Scales, construction of appliances and control panels, construction of low-voltage switchboard plants, communication technologies
LiYY TP	Scales, construction of appliances and control panels, construction of low-voltage switchboard plants, communication technologies, construction of appliances for electric installations
LiYCY	Scales, construction of appliances and control panels, construction of low-voltage switchboard plants, process controls, construction of appliances for electric installations, test and control techniques
LiYCY (B) TP LiFYCY (B) TP	Measuring, control and voice signals, e.g. in low-voltage switchboard plants, scales and appliance engineering, in communication technologies, in control and measuring technologies, in office and computing machines
LiYDY-CY TP	Measuring, control and voice signals, e.g. in scales and low-voltage switchboard plant engineering, for interference-prone operation controls, in control and measuring technologies, in high-sensitive data processing systems
SRY D 311 SRY D 321 C SRY D 351 C (B) TP	Measuring, control and voice signals, e.g. in medicine technologies, in scales and low-voltage switchboard plant engineering, in control and measuring technologies, for interference-prone operation controls, in high-sensitive data-processing systems
DC 300 DS DC 300 DS TP	Measuring, control and voice signals, e.g. in scales and low-voltage switchboard plant engineering, for interference-prone process controls, in control and measuring technologies, in high-sensitive data processing systems



## Applications

### ■ Applications FEP insulated coaxial cables

RG 179 FEP is a high temperature coaxial cable with an excellent resistance to chemicals and solvents. This cable is suitable for attenuation poor and distortionless transmission of signals referring to RG 179 (75  $\Omega$  impedance). RG 316 FEP is a FEP insulated coaxial cable with TPE outer jacket in reference to RG 316 (50  $\Omega$  impedance). The TPE outer jacket is especially used where plugs are tight encapsulated.

#### Exemplary applications:

RG 179 FEP  
RG 316 FEP

High broadband transmission  
Telecommunication e. g. cell phone and industrial communication

### ■ Applications sensor cables

The sensor cables are especially designed for the application at the polar circle or in extremely hot regions. The high flexibility and robustness as well as the large temperature range make these products especially suitable for temperature measuring and test technique. The smooth sheath surface doesn't produce a stick-slip effect and the slim cable construction enables small bending radii to 2 x d. This makes equally possible a comfortable laying especially for narrow spaces. Furthermore, these cables can be used for miniature sensors, as strain gauge feed cable or as connection cable for modular technique due to the small outer diameters and sections.

#### Exemplary applications:

Sensor **minus** 50  
Sensor **plus** 150  
Sensor **plus** 250

Temperature measurement and test technique, truck and car test runs, miniature sensors, as strain gauge feed cable or as connection cable in modular technique

■ You will find further information about the safe application of cables in chapter N

		Cable type															
		LiYY	LiYY TP	LiYCY	LiYCY (B) TP	LiFYCY (B) TP	LiYDY-CY TP	SRY D 311	SRY D 321 C	SRY D 351 C (B) TP	DC 300 DS	DC 300 DS TP	RG 179 FEP	RG 316 FEP	Sensor minus 50	Sensor plus 150	Sensor plus 250
Basic construction	Bare copper strands with reference to VDE 0812	•	•	•	•		•										
	Bare copper strands					•											
	Bare copper strands acc. to ASTM B 286							•	•	•							
	Tinned copper strands													•	•	•	
	Tinned copper strands acc. to ASTM B 286										•	•					
	Silver-plated strands													•	•	•	•
	Overall copper screen			•	•	•	•		•	•	•	•	•		•		
	Silver-plated screen													•			
	No coupling of individual signals, low influence of neighbored cable circuits effective suppression of crosstalk and side-to-side crosstalk effects		•		•	•	•			•		•					
Drain wire				•	•	•			•	•	•						
Temperature range fixed laying*	+250 °C																
	+180 °C																
	+150 °C																
	+125 °C																
	+ 90 °C																
	+ 80 °C																
	+ 70 °C	•	•	•	•	•	•	•	•	•	•	•	•	•	•	•	•
	- 30 °C	•	•	•	•	•	•	•	•	•	•	•	•	•	•	•	•
	- 50 °C																
- 90 °C																	
Voltage	Peak operating voltage max. 48 V																
	Peak operating voltage max. 350 V	• <sup>1</sup>	• <sup>1</sup>	• <sup>1</sup>	• <sup>1</sup>	•	• <sup>1</sup>				•	•			•	•	•
	Peak operating voltage max. 500 V	• <sup>2</sup>	• <sup>2</sup>	• <sup>2</sup>	• <sup>2</sup>	•	• <sup>2</sup>										
	Peak operating voltage 900 V													•	•		
	Voltage UL/CSA 300 V							•	•	•	•	•					
	Testing voltage 600 V														•	•	•
	Testing voltage 1500 V	•	•	•	•	•	•										
Testing voltage 2000 V							•	•	•	•	•	•	•				
Standards and approvals	Fire performance: flame retardant and self-extinguishing acc. to IEC 60332-1-2 + VDE 0482-332-1-2	•	•	•	•	•	•	•	•	•	•	•	•				
	Fire performance: UL VW1											•	•				
	Fire performance: CSA FT1, FT2							•	•	•	•	•					
	UL recognition							•	•	•	•	•					
	CSA approved							•	•	•	•	•					
Charac-teristics	Very good oil resistance														•	•	•
	Oil resistance acc. to internal standard	•	•	•	•	•	•	•	•	•	•	•					
	Very good chemical resistance												•				•
	Flexibility	B	B	B	B	A	B	B	B	B							



A = very good · B = good

<sup>1</sup> < 0,25 mm<sup>2</sup>

<sup>2</sup> ≥ 0,25 mm<sup>2</sup>

\*The temperature range for flexible application is mentioned on the corresponding catalogue page

# Data Cables

## LIYY

PVC data cable



BRÖCKSKES · D-VIERSEN · LIYY 32x0,25mm<sup>2</sup> CE



Marking for LIYY 03053225:

SAB BRÖCKSKES · D-VIERSEN · LIYY 32x0,25mm<sup>2</sup> CE

### Construction:

<b>Conductor:</b>	bare copper strands with reference to VDE 0812
<b>Insulation:</b>	PVC, TI2 acc. to EN 50363-3 + VDE 0207-363-3
<b>Colour code:</b>	with reference to DIN 47100
<b>Stranding:</b>	in layers
<b>Sheath material:</b>	PVC, TM2 acc. to EN 50363-4-1 + VDE 0207-363-4-1
<b>Sheath colour:</b>	grey (RAL 7032)

### Outstanding features:



- flexible
- small outer diameter
- small bending radius

### Technical data:

<b>Peak operating voltage:</b>	< 0,25 mm <sup>2</sup> = max. 350 V ≥ 0,25 mm <sup>2</sup> = max. 500 V
<b>Testing voltage:</b>	core/core 1500 V
<b>Min. bending radius</b>	
<i>fixed laying:</i>	5 x d
<i>flexible application:</i>	10 x d
<b>Capacitance:</b>	see chapter N „Technical Data“
<b>Radiation resistance:</b>	8 x 10 <sup>7</sup> cJ/kg
<b>Temperature range</b>	
<i>fixed laying:</i>	-30/+70 °C
<i>flexible application:</i>	-5/+70 °C
<b>Fire performance:</b>	flame retardant and self-extinguishing acc. to IEC 60332-1-2 + VDE 0482-332-1-2
<b>Oil resistance:</b>	acc. to internal standard, see chapter N „Technical Data“
<b>Chem. resistance:</b>	see chapter N „Technical Data“
<b>Absence of harmful substances:</b>	acc. to RoHS directive of the European Union see chapter N „Technical Data“

item no.	no. of cores x cross section n x mm <sup>2</sup>	outer-ø ± 5% mm	copper figure kg/km	cable weight ≈ kg/km
03050214	2 x 0,14	3,1	2,7	13
03050314	3 x 0,14	3,3	4,0	15
03050414	4 x 0,14	3,5	5,4	17
03050514	5 x 0,14	3,8	6,7	21
03050614	6 x 0,14	4,1	8,1	25
03050714	7 x 0,14	4,1	9,4	25
03050814	8 x 0,14	4,7	10,8	33
03051014	10 x 0,14	5,1	13,4	34
03051214	12 x 0,14	5,3	16,1	39
03051414	14 x 0,14	5,5	18,8	44
03051614	16 x 0,14	6,0	21,5	53
03051814	18 x 0,14	6,3	24,2	59
03052014	20 x 0,14	6,6	26,9	65
03052114	21 x 0,14	6,9	28,2	69
03052414	24 x 0,14	7,3	32,3	73
03052514	25 x 0,14	7,7	33,6	79
03052714	27 x 0,14	7,7	36,3	83
03053014	30 x 0,14	7,9	40,3	90
03053214	32 x 0,14	8,2	43,0	97
03053614	36 x 0,14	8,5	48,4	107
03054014	40 x 0,14	9,1	53,8	119
03054414	44 x 0,14	9,5	59,1	126
03054814	48 x 0,14	10,1	64,5	144
03055014	50 x 0,14	10,3	67,2	149
03055214	52 x 0,14	10,3	69,9	154
03055614	56 x 0,14	10,6	75,3	165
03056114	61 x 0,14	10,9	82,0	175
03050225	2 x 0,25	3,4	4,8	16

item no.	no. of cores x cross section n x mm <sup>2</sup>	outer-ø ± 5% mm	copper figure kg/km	cable weight ≈ kg/km
03050325	3 x 0,25	3,6	7,2	20
03050425	4 x 0,25	3,9	9,6	24
03050525	5 x 0,25	4,2	12,0	29
03050625	6 x 0,25	4,6	14,4	34
03050725	7 x 0,25	4,6	16,8	35
03050825	8 x 0,25	5,2	19,2	45
03050925	9 x 0,25	5,6	21,6	51
03051025	10 x 0,25	5,9	24,0	51
03051225	12 x 0,25	6,1	28,8	58
03051425	14 x 0,25	6,4	33,6	66
03051625	16 x 0,25	6,7	38,4	74
03051825	18 x 0,25	7,1	43,2	83
03052025	20 x 0,25	7,6	48,0	95
03052125	21 x 0,25	7,9	50,4	100
03052425	24 x 0,25	8,4	57,6	108
03052525	25 x 0,25	8,6	60,0	112
03052725	27 x 0,25	8,6	64,8	119
03053025	30 x 0,25	8,9	72,0	131
03053225	32 x 0,25	9,2	76,8	139
03053625	36 x 0,25	10,0	86,4	163
03054025	40 x 0,25	10,6	96,0	181
03054425	44 x 0,25	11,1	105,6	192
03054825	48 x 0,25	11,3	115,2	206
03055025	50 x 0,25	11,6	120,0	214
03055225	52 x 0,25	11,6	124,8	221
03055625	56 x 0,25	11,9	134,4	237
03056125	61 x 0,25	12,3	146,4	254

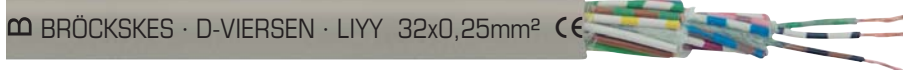
Continued on next page



# Data Cables

## LIYY

PVC data cable



Marking for LIYY 03053225:

SAB BRÖCKSKES · D-VIERSEN · LIYY 32x0,25mm² CE

item no.	no. of cores x cross section n x mm <sup>2</sup>	outer-ø ± 5% mm	copper figure kg/km	cable weight ≈ kg/km
03050234	2 x 0,34	4,0	6,5	23
03050334	3 x 0,34	4,2	9,8	27
03050434	4 x 0,34	4,6	13,1	33
03050534	5 x 0,34	5,0	16,3	41
03050634	6 x 0,34	5,5	19,6	49
03050734	7 x 0,34	5,5	22,8	51
03050834	8 x 0,34	6,5	26,1	67
03051034	10 x 0,34	7,1	32,6	72
03051234	12 x 0,34	7,3	39,2	83
03051434	14 x 0,34	7,9	45,7	98
03051634	16 x 0,34	8,3	52,2	111
03051834	18 x 0,34	8,8	58,8	124
03052034	20 x 0,34	9,2	65,3	137
03052134	21 x 0,34	10,0	68,5	153
03052434	24 x 0,34	10,6	78,3	165
03052534	25 x 0,34	10,8	81,6	170
03052734	27 x 0,34	10,8	88,1	181
03053034	30 x 0,34	11,2	97,9	197
03053234	32 x 0,34	11,6	104,4	210
03053634	36 x 0,34	12,1	117,5	234
03054034	40 x 0,34	12,9	130,6	261
03054434	44 x 0,34	13,5	143,6	277
03054834	48 x 0,34	13,7	156,7	298
03055234	52 x 0,34	14,5	169,7	333
03055634	56 x 0,34	14,9	182,8	356
03056134	61 x 0,34	15,4	199,1	382
03050250	2 x 0,50	4,3	9,6	27
03050350	3 x 0,50	4,5	14,4	33
03050450	4 x 0,50	4,9	19,2	40
03050550	5 x 0,50	5,4	24,0	50
03050650	6 x 0,50	6,1	28,8	62
03050750	7 x 0,50	6,1	33,6	65
03050850	8 x 0,50	7,1	38,4	83
03051050	10 x 0,50	7,9	48,0	92
03051250	12 x 0,50	8,1	57,6	106
03051450	14 x 0,50	8,5	67,2	120
03051650	16 x 0,50	9,0	76,8	137
03051850	18 x 0,50	9,5	86,4	152
03052050	20 x 0,50	10,4	96,0	178
03052150	21 x 0,50	10,9	100,8	189
03052450	24 x 0,50	11,5	115,2	203

item no.	no. of cores x cross section n x mm <sup>2</sup>	outer-ø ± 5% mm	copper figure kg/km	cable weight ≈ kg/km
03052550	25 x 0,50	11,7	120,0	210
03052750	27 x 0,50	11,7	129,6	223
03053050	30 x 0,50	12,1	144,0	244
03053250	32 x 0,50	12,6	153,6	261
03053650	36 x 0,50	13,1	172,8	290
03054050	40 x 0,50	14,5	192,0	337
03054450	44 x 0,50	15,1	211,2	358
03054850	48 x 0,50	15,3	230,4	384
03055250	52 x 0,50	15,7	249,6	412
03055650	56 x 0,50	16,2	268,8	442
03056150	61 x 0,50	16,7	292,8	475
03050275	2 x 0,75	4,9	14,4	37
03050375	3 x 0,75	5,2	21,6	45
03050475	4 x 0,75	5,9	28,8	58
03050575	5 x 0,75	6,4	36,0	71
03050675	6 x 0,75	7,0	43,2	84
03050775	7 x 0,75	7,0	50,4	89
03050875	8 x 0,75	8,3	57,6	116
03051075	10 x 0,75	9,1	72,0	127
03051275	12 x 0,75	9,4	86,4	146
03051475	14 x 0,75	10,3	100,8	175
03051675	16 x 0,75	10,8	115,2	198
03051875	18 x 0,75	11,4	129,6	221
03052175	21 x 0,75	12,5	151,2	260
03052475	24 x 0,75	13,3	172,8	280
03052775	27 x 0,75	13,6	194,4	309
03053075	30 x 0,75	14,5	216,0	351
03053275	32 x 0,75	15,0	230,4	375
03053675	36 x 0,75	15,6	259,2	417
03050280	2 x 1,00	5,1	19,2	43
03050380	3 x 1,00	5,4	28,8	54
03050480	4 x 1,00	6,1	38,4	70
03050580	5 x 1,00	6,7	48,0	87
03050680	6 x 1,00	7,3	57,6	103
03050780	7 x 1,00	7,3	67,2	110
03050285	2 x 1,50	5,6	28,8	54
03050385	3 x 1,50	6,1	43,2	70
03050485	4 x 1,50	6,7	57,6	87
03050585	5 x 1,50	7,7	72,0	115
03050685	6 x 1,50	8,4	86,4	136
03050785	7 x 1,50	8,4	100,8	146

Other dimensions and colours are possible on request.


# Data Cables

## LIYY TP

PVC data cable, twisted pairs



KSKES · D-VIERSEN · LIYY TP 3x2x0,25mm<sup>2</sup> CE



Marking for LIYY TP 03250325:

SAB BRÜCKSKES · D-VIERSEN · LIYY TP 3x2x0,25mm<sup>2</sup> CE

### Construction:

<b>Conductor:</b>	bare copper strands with reference to VDE 0812
<b>Insulation:</b>	PVC, TI2 acc. to EN 50363-3 + VDE 0207-363-3
<b>Colour code:</b>	with reference to DIN 47100
<b>Stranding:</b>	cores twisted to pairs, pairs twisted in layers
<b>Wrapping:</b>	PETP foil
<b>Sheath material:</b>	PVC, TM2 acc. to EN 50363-4-1 + VDE 0207-363-4-1
<b>Sheath colour:</b>	grey (RAL 7032)

### Outstanding features:



- flexible
- small outer diameter
- small bending radius

### Technical data:

<b>Peak operating voltage:</b>	< 0,25 mm <sup>2</sup> = max. 350 V ≥ 0,25 mm <sup>2</sup> = max. 500 V
<b>Testing voltage:</b>	core/core 1500 V
<b>Min. bending radius</b>	
fixed laying:	5 x d
flexible application:	10 x d
<b>Capacitance:</b>	see chapter N „Technical Data“
<b>Radiation resistance:</b>	8 x 10 <sup>7</sup> cJ/kg
<b>Temperature range</b>	
fixed laying:	-30/+70 °C
flexible application:	-5/+70 °C
<b>Fire performance:</b>	flame retardant and self-extinguishing acc. to IEC 60332-1-2 + VDE 0482-332-1-2
<b>Oil resistance:</b>	acc. to internal standard, see chapter N „Technical Data“
<b>Chem. resistance:</b>	see chapter N „Technical Data“
<b>Absence of harmful substances:</b>	acc. to RoHS directive of the European Union see chapter N „Technical Data“

item no.	no. of pairs x cross section n x 2 x mm <sup>2</sup>	outer-ø ± 10% mm	copper figure kg/km	cable weight ≈ kg/km
03250314	3 x 2 x 0,14	4,9	8,1	27
03250414	4 x 2 x 0,14	5,5	10,8	34
03250514	5 x 2 x 0,14	6,2	13,4	43
03250614	6 x 2 x 0,14	6,4	16,1	50
03250814	8 x 2 x 0,14	7,0	21,5	59
03251014	10 x 2 x 0,14	7,7	26,9	71
03251214	12 x 2 x 0,14	8,9	32,3	87
03251414	14 x 2 x 0,14	9,4	37,6	98
03251614	16 x 2 x 0,14	9,7	43,0	110
03251814	18 x 2 x 0,14	10,1	48,4	120
03252014	20 x 2 x 0,14	10,1	53,8	125
03252414	24 x 2 x 0,14	11,4	64,5	148
03252514	25 x 2 x 0,14	11,4	67,2	153
03252614	26 x 2 x 0,14	11,7	69,9	170
03252814	28 x 2 x 0,14	11,7	75,3	167
03253014	30 x 2 x 0,14	12,8	80,6	189
03253214	32 x 2 x 0,14	13,1	86,0	202
03253614	36 x 2 x 0,14	13,6	96,8	223
03254014	40 x 2 x 0,14	13,9	107,5	244
03255014	50 x 2 x 0,14	15,8	134,4	303
03255214	52 x 2 x 0,14	15,8	139,8	312
03250225	2 x 2 x 0,25	4,9	9,6	27
03250325	3 x 2 x 0,25	5,4	14,4	36
03250425	4 x 2 x 0,25	6,4	19,2	50
03250525	5 x 2 x 0,25	6,9	24,0	57
03250625	6 x 2 x 0,25	7,1	28,8	65
03250725	7 x 2 x 0,25	7,3	33,6	71
03250825	8 x 2 x 0,25	7,8	38,4	80
03251025	10 x 2 x 0,25	9,0	48,0	108
03251225	12 x 2 x 0,25	9,9	57,6	121
03251425	14 x 2 x 0,25	10,5	67,2	134
03251625	16 x 2 x 0,25	10,9	76,8	152
03251825	18 x 2 x 0,25	11,3	86,4	168
03252425	24 x 2 x 0,25	13,2	115,2	222
03254025	40 x 2 x 0,25	16,0	192,0	363
03250234	2 x 2 x 0,34	5,8	13,1	37

item no.	no. of pairs x cross section n x 2 x mm <sup>2</sup>	outer-ø ± 10% mm	copper figure kg/km	cable weight ≈ kg/km
03250334	3 x 2 x 0,34	6,6	19,6	53
03250434	4 x 2 x 0,34	7,6	26,1	70
03250534	5 x 2 x 0,34	8,7	32,6	92
03250634	6 x 2 x 0,34	8,9	39,2	104
03250734	7 x 2 x 0,34	9,2	45,7	105
03250834	8 x 2 x 0,34	9,8	52,2	118
03251034	10 x 2 x 0,34	10,8	65,3	142
03251234	12 x 2 x 0,34	12,4	78,3	178
03251434	14 x 2 x 0,34	13,1	91,4	201
03251834	18 x 2 x 0,34	14,1	117,5	253
03252434	24 x 2 x 0,34	16,4	156,7	331
03250250	2 x 2 x 0,50	6,4	19,2	47
03250350	3 x 2 x 0,50	7,1	28,8	64
03250450	4 x 2 x 0,50	8,6	38,4	87
03250550	5 x 2 x 0,50	9,4	48,0	105
03250650	6 x 2 x 0,50	9,6	57,6	120
03250750	7 x 2 x 0,50	9,9	67,2	128
03250850	8 x 2 x 0,50	10,6	76,8	146
03251050	10 x 2 x 0,50	11,8	96,0	174
03251250	12 x 2 x 0,50	13,4	115,2	216
03251450	14 x 2 x 0,50	14,6	134,4	259
03251850	18 x 2 x 0,50	15,3	172,8	311
03252450	24 x 2 x 0,50	17,8	230,4	406
03250275	2 x 2 x 0,75	7,3	28,8	63
03250375	3 x 2 x 0,75	8,6	43,2	87
03250475	4 x 2 x 0,75	9,9	57,6	118
03250575	5 x 2 x 0,75	10,7	72,0	140
03250675	6 x 2 x 0,75	11,1	86,4	164
03250775	7 x 2 x 0,75	11,4	100,8	173
03250875	8 x 2 x 0,75	12,7	115,2	207
03251075	10 x 2 x 0,75	14,0	144,0	251
03251275	12 x 2 x 0,75	15,9	172,8	309
03251475	14 x 2 x 0,75	16,8	201,6	351
03251875	18 x 2 x 0,75	18,1	259,2	443
03252475	24 x 2 x 0,75	20,6	345,6	559

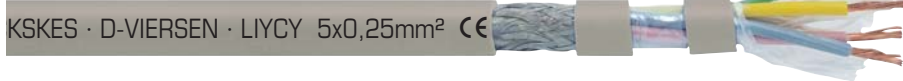
Other dimensions and colours are possible on request.



# Data Cables

## LIYCY

PVC data cable with overall copper screen



Marking for LIYCY 03150525:  
SAB BRÜCKSKES · D-VIERSEN · LIYCY 5x0,25mm² CE

### Construction:

<b>Conductor:</b>	bare copper strands with reference to VDE 0812
<b>Insulation:</b>	PVC, TI2 acc. to EN 50363-3 + VDE 0207-363-3
<b>Colour code:</b>	with reference to DIN 47100
<b>Stranding:</b>	in layers
<b>Wrapping:</b>	PETP foil
<b>Screen:</b>	tinned copper braiding
<b>Sheath material:</b>	PVC, TM2 acc. to EN 50363-4-1 + VDE 0207-363-4-1
<b>Sheath colour:</b>	grey (RAL 7032)

### Outstanding features:



- good EMC characteristic
- flexible
- small outer diameter
- small bending radius

### Technical data:

<b>Peak operating voltage:</b>	< 0,25 mm² = max. 350 V ≥ 0,25 mm² = max. 500 V
<b>Testing voltage:</b>	core/core 1500 V core/screen 1200 V
<b>Min. bending radius</b>	
<i>fixed laying:</i>	5 x d
<i>flexible application:</i>	10 x d
<b>Capacitance:</b>	see chapter N „Technical Data“
<b>Radiation resistance:</b>	8 x 10 <sup>7</sup> cJ/kg
<b>Temperature range</b>	
<i>fixed laying:</i>	-30/+70 °C
<i>flexible application:</i>	-5/+70 °C
<b>Fire performance:</b>	flame retardant and self-extinguishing acc. to IEC 60332-1-2 + VDE 0482-332-1-2
<b>Oil resistance:</b>	acc. to internal standard, see chapter N „Technical Data“
<b>Chem. resistance:</b>	see chapter N „Technical Data“
<b>Absence of harmful substances:</b>	acc. to RoHS directive of the European Union see chapter N „Technical Data“

item no.	no. of cores x cross section n x mm²	outer-ø ± 5% mm	copper figure kg/km	cable weight ≈ kg/km
03150214	2 x 0,14	3,6	12,6	18
03150314	3 x 0,14	3,8	14,1	21
03150414	4 x 0,14	4,0	15,9	24
03150514	5 x 0,14	4,3	19,5	29
03150614	6 x 0,14	4,6	22,0	33
03150714	7 x 0,14	4,6	24,0	33
03150814	8 x 0,14	5,4	26,0	44
03151014	10 x 0,14	5,8	29,0	47
03151214	12 x 0,14	6,2	32,0	55
03151414	14 x 0,14	6,4	35,0	61
03151614	16 x 0,14	6,7	49,0	69
03151814	18 x 0,14	7,0	54,0	75
03152014	20 x 0,14	7,3	58,0	82
03152114	21 x 0,14	7,6	60,0	87
03152414	24 x 0,14	8,0	74,0	92
03152514	25 x 0,14	8,6	78,0	102
03152714	27 x 0,14	8,6	85,0	106
03153014	30 x 0,14	8,8	98,0	116
03153214	32 x 0,14	9,1	108,0	122
03153614	36 x 0,14	9,4	117,0	133
03154014	40 x 0,14	10,0	126,0	148
03154414	44 x 0,14	10,6	138,0	168
03154814	48 x 0,14	10,8	145,0	177
03155014	50 x 0,14	11,0	150,0	183
03155214	52 x 0,14	11,0	155,0	187
03155614	56 x 0,14	11,3	166,0	202
03156114	61 x 0,14	11,6	176,0	213
03150125	1 x 0,25	2,7	8,0	13
03150225	2 x 0,25	3,9	15,0	23

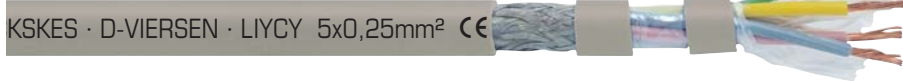
item no.	no. of cores x cross section n x mm²	outer-ø ± 5% mm	copper figure kg/km	cable weight ≈ kg/km
03150325	3 x 0,25	4,1	18,0	26
03150425	4 x 0,25	4,4	22,0	31
03150525	5 x 0,25	4,9	25,0	38
03150625	6 x 0,25	5,3	30,0	45
03150725	7 x 0,25	5,3	32,0	46
03150825	8 x 0,25	6,1	35,0	59
03150925	9 x 0,25	6,5	39,0	67
03151025	10 x 0,25	6,6	42,0	65
03151225	12 x 0,25	6,8	50,0	73
03151425	14 x 0,25	7,1	64,0	81
03151525	15 x 0,25	7,4	68,0	90
03151625	16 x 0,25	7,4	71,0	91
03151825	18 x 0,25	7,8	80,0	102
03152025	20 x 0,25	8,5	96,0	117
03152125	21 x 0,25	8,8	105,0	125
03152425	24 x 0,25	9,3	115,0	133
03152525	25 x 0,25	9,5	117,0	139
03152725	27 x 0,25	9,5	120,0	145
03153025	30 x 0,25	9,8	132,0	157
03153225	32 x 0,25	10,1	138,0	166
03153625	36 x 0,25	10,7	152,0	195
03154025	40 x 0,25	11,3	164,0	217
03154425	44 x 0,25	11,8	180,0	229
03154825	48 x 0,25	12,4	209,0	254
03155025	50 x 0,25	12,7	222,0	262
03155225	52 x 0,25	12,7	234,0	269
03155625	56 x 0,25	13,0	259,0	288
03156125	61 x 0,25	13,4	287,0	306

Continued on next page

# Data Cables

## LIYCY

PVC data cable with overall copper screen



Marking for LIYCY 03150525:

SAB BRÜCKSKES · D-VIERSEN · LIYCY 5x0,25mm<sup>2</sup> CE

item no.	no. of cores x cross section n x mm <sup>2</sup>	outer-ø ± 5% mm	copper figure kg/km	cable weight ≈ kg/km
03150234	2 x 0,34	4,5	17,0	29
03150334	3 x 0,34	4,9	21,0	35
03150434	4 x 0,34	5,3	25,0	43
03150534	5 x 0,34	5,7	30,0	52
03150634	6 x 0,34	6,4	37,0	64
03150734	7 x 0,34	6,4	42,0	65
03150834	8 x 0,34	7,2	45,0	81
03151034	10 x 0,34	7,8	63,0	89
03151234	12 x 0,34	8,0	70,0	100
03151434	14 x 0,34	8,8	78,0	121
03151634	16 x 0,34	9,2	87,0	134
03151834	18 x 0,34	9,7	108,0	150
03152034	20 x 0,34	10,1	124,0	163
03152134	21 x 0,34	10,7	127,0	185
03152434	24 x 0,34	11,3	140,0	200
03152734	27 x 0,34	11,5	151,0	216
03153034	30 x 0,34	11,9	162,0	233
03153234	32 x 0,34	12,7	171,0	257
03153634	36 x 0,34	13,2	188,0	285
03154034	40 x 0,34	14,0	208,0	316
03154234	42 x 0,34	14,0	215,0	326
03154434	44 x 0,34	14,6	223,0	334
03154834	48 x 0,34	14,8	243,0	355
03155034	50 x 0,34	15,8	248,0	402
03155234	52 x 0,34	15,8	273,0	412
03155634	56 x 0,34	16,2	292,0	437
03156134	61 x 0,34	16,7	316,0	464
03150150	1 x 0,50	3,2	13,3	19
03150250	2 x 0,50	5,0	23,5	36
03150350	3 x 0,50	5,2	28,4	42
03150450	4 x 0,50	5,6	35,1	51
03150550	5 x 0,50	6,3	41,6	64
03150650	6 x 0,50	6,8	48,3	75
03150750	7 x 0,50	6,8	53,1	78
03150850	8 x 0,50	7,8	62,0	99
03151050	10 x 0,50	8,8	74,5	115
03151250	12 x 0,50	9,0	84,2	128
03151450	14 x 0,50	9,4	93,5	143
03151650	16 x 0,50	9,9	105,9	162
03151850	18 x 0,50	10,6	133,9	191
03152050	20 x 0,50	11,1	143,8	208
03152150	21 x 0,50	11,6	154,9	224
03152450	24 x 0,50	12,6	169,7	248

item no.	no. of cores x cross section n x mm <sup>2</sup>	outer-ø ± 5% mm	copper figure kg/km	cable weight ≈ kg/km
03152550	25 x 0,50	12,8	174,6	256
03152750	27 x 0,50	12,8	184,2	269
03153050	30 x 0,50	13,2	203,6	293
03153250	32 x 0,50	13,7	213,5	311
03153650	36 x 0,50	14,2	239,0	344
03154050	40 x 0,50	15,8	289,4	416
03154250	42 x 0,50	15,8	299,0	429
03155050	50 x 0,50	17,0	349,7	487
03155250	52 x 0,50	17,0	359,3	500
03156150	61 x 0,50	18,0	403,7	565
03150175	1 x 0,75	3,5	15,7	22
03150275	2 x 0,75	5,6	30,3	45
03150375	3 x 0,75	6,1	37,6	56
03150475	4 x 0,75	6,6	46,5	68
03150575	5 x 0,75	7,1	55,7	83
03150675	6 x 0,75	7,7	66,8	99
03150775	7 x 0,75	7,7	74,0	103
03150875	8 x 0,75	9,2	83,8	136
03151075	10 x 0,75	10,0	101,1	150
03151275	12 x 0,75	10,5	133,9	183
03151475	14 x 0,75	11,0	148,5	203
03151675	16 x 0,75	11,5	169,2	231
03151875	18 x 0,75	12,4	184,0	264
03152175	21 x 0,75	13,6	211,0	307
03152475	24 x 0,75	14,4	239,1	333
03152775	27 x 0,75	14,7	260,9	363
03153075	30 x 0,75	15,8	313,4	428
03153275	32 x 0,75	16,3	328,3	453
03153675	36 x 0,75	16,9	357,8	496
03150180	1 x 1,00	3,6	18,2	25
03150280	2 x 1,00	5,8	35,2	50
03150380	3 x 1,00	6,3	46,4	64
03150480	4 x 1,00	6,8	57,9	79
03150580	5 x 1,00	7,4	69,6	96
03150680	6 x 1,00	8,0	81,3	113
03150780	7 x 1,00	8,0	90,9	120
03150185	1 x 1,50	3,8	24,7	31
03150285	2 x 1,50	6,5	46,5	68
03150385	3 x 1,50	6,8	62,7	79
03150485	4 x 1,50	7,4	79,2	98
03150585	5 x 1,50	8,6	95,8	131
03150685	6 x 1,50	9,3	112,7	155
03150785	7 x 1,50	9,3	127,1	164


Other dimensions and colours are possible on request.

## LIYCY (B) TP

PVC data cable, twisted pairs with overall copper screen



N · LIYCY (B) TP 3x2x0,25mm<sup>2</sup> CE



Marking for LIYCY (B) TP 03450325:

SAB BRÜCKSKES · D-VIERSEN · LIYCY (B) TP 3x2x0,25mm<sup>2</sup> CE

### Construction:

<b>Conductor:</b>	bare copper strands with reference to VDE 0812
<b>Insulation:</b>	PVC, TI2 acc. to EN 50363-3 + VDE 0207-363-3
<b>Colour code:</b>	with reference to DIN 47100
<b>Stranding:</b>	cores twisted to pairs, pairs twisted in layers
<b>Wrapping:</b>	PETP foil
<b>Screen:</b>	tinned copper braiding with a tinned copper drain wire (0,34 mm <sup>2</sup> )
<b>Sheath material:</b>	PVC, TM2 acc. to EN 50363-4-1 + VDE 0207-363-4-1
<b>Sheath colour:</b>	grey (RAL 7032)

### Outstanding features:



- good EMC characteristic
- flexible
- small outer diameter
- small bending radius

### Technical data:

<b>Peak operating voltage:</b>	< 0,25 mm <sup>2</sup> = max. 350 V ≥ 0,25 mm <sup>2</sup> = max. 500 V
<b>Testing voltage:</b>	core/core 1500 V core/screen 1200 V
<b>Min. bending radius</b>	
<i>fixed laying:</i>	5 x d
<i>flexible application:</i>	10 x d
<b>Capacitance:</b>	see chapter N „Technical Data“
<b>Radiation resistance:</b>	8 x 10 <sup>7</sup> cJ/kg
<b>Temperature range</b>	
<i>fixed laying:</i>	-30/+70 °C
<i>flexible application:</i>	-5/+70 °C
<b>Fire performance:</b>	flame retardant and self-extinguishing acc. to IEC 60332-1-2 + VDE 0482-332-1-2
<b>Oil resistance:</b>	acc. to internal standard, see chapter N „Technical Data“
<b>Chem. resistance:</b>	see chapter N „Technical Data“
<b>Absence of harmful substances:</b>	acc. to RoHS directive of the European Union see chapter N „Technical Data“

item no.	no. of pairs x cross section n x 2 x mm <sup>2</sup>	outer-ø ± 10% mm	copper figure kg/km	cable weight ≈ kg/km
03450214	2 x 2 x 0,14	5,2	19,1	34
03450314	3 x 2 x 0,14	5,7	23,4	41
03450414	4 x 2 x 0,14	6,5	27,8	53
03450514	5 x 2 x 0,14	7,0	31,9	60
03450614	6 x 2 x 0,14	7,2	36,2	68
03450814	8 x 2 x 0,14	7,8	43,4	80
03451014	10 x 2 x 0,14	8,9	50,6	100
03451214	12 x 2 x 0,14	9,7	58,2	111
03451614	16 x 2 x 0,14	10,5	71,4	136
03451814	18 x 2 x 0,14	11,1	92,8	159
03452014	20 x 2 x 0,14	11,1	98,1	164
03452414	24 x 2 x 0,14	12,8	114,8	203
03452514	25 x 2 x 0,14	12,8	117,5	207
03452814	28 x 2 x 0,14	13,1	125,7	221
03453014	30 x 2 x 0,14	13,8	135,6	237
03453614	36 x 2 x 0,14	14,6	157,3	275
03454014	40 x 2 x 0,14	14,9	168,2	296
03454414	44 x 2 x 0,14	16,3	205,9	348
03455214	52 x 2 x 0,14	17,0	228,1	388
03456114	61 x 2 x 0,14	18,3	263,2	443
03450225	2 x 2 x 0,25	5,7	24,9	42
03450325	3 x 2 x 0,25	6,4	31,4	55
03450625	6 x 2 x 0,25	7,9	50,7	85
03450825	8 x 2 x 0,25	9,0	62,1	109
03451025	10 x 2 x 0,25	9,8	73,9	132
03451225	12 x 2 x 0,25	10,9	101,9	160
03451625	16 x 2 x 0,25	11,9	126,8	195
03451825	18 x 2 x 0,25	12,7	136,6	222

item no.	no. of pairs x cross section n x 2 x mm <sup>2</sup>	outer-ø ± 10% mm	copper figure kg/km	cable weight ≈ kg/km
03452425	24 x 2 x 0,25	14,2	170,3	270
03450234	2 x 2 x 0,34	6,8	31,5	57
03450334	3 x 2 x 0,34	7,4	39,7	72
03450434	4 x 2 x 0,34	8,8	49,8	99
03450534	5 x 2 x 0,34	9,5	58,5	116
03450634	6 x 2 x 0,34	9,7	65,1	128
03450834	8 x 2 x 0,34	10,6	80,7	144
03451234	12 x 2 x 0,34	13,4	133,1	225
03451634	16 x 2 x 0,34	14,6	165,0	280
03451834	18 x 2 x 0,34	15,1	178,3	306
03452434	24 x 2 x 0,34	17,6	255,1	415
03450250	2 x 2 x 0,50	7,2	39,3	66
03450350	3 x 2 x 0,50	7,9	50,1	84
03450650	6 x 2 x 0,50	10,4	86,0	146
03450850	8 x 2 x 0,50	10,9	111,5	166
03451050	10 x 2 x 0,50	13,2	146,5	229
03451250	12 x 2 x 0,50	14,4	175,7	268
03451650	16 x 2 x 0,50	16,3	241,3	368
03451850	18 x 2 x 0,50	16,9	261,0	399
03452050	20 x 2 x 0,50	16,9	280,2	418
03452450	24 x 2 x 0,50	19,0	330,4	491
03450275	2 x 2 x 0,75	8,5	52,4	92
03450375	3 x 2 x 0,75	9,4	69,4	112
03450675	6 x 2 x 0,75	12,5	136,5	218
03451275	12 x 2 x 0,75	17,1	261,2	385
03451675	16 x 2 x 0,75	18,6	329,9	482
03451875	18 x 2 x 0,75	19,3	369,3	535
03452475	24 x 2 x 0,75	21,8	469,2	661


Other dimensions and colours are possible on request.

## LiFYCY (B) TP

PVC data cable, twisted pairs with overall copper screen



N · LiFYCY (B) TP 3x2x0,2mm<sup>2</sup> CE



Marking for LiFYCY (B) TP 03030320:

SAB BRÜCKSKES · D-VIERSEN · LiFYCY (B) TP 3x2x0,2mm<sup>2</sup> CE

### Construction:

<b>Conductor:</b>	bare copper strands, extra fine wires
<b>Insulation:</b>	PVC, TI2 acc. to EN 50363-3 + VDE 0207-363-3
<b>Colour code:</b>	with reference to DIN 47100
<b>Stranding:</b>	cores twisted to pairs, pairs twisted in layers
<b>Wrapping:</b>	PETP foil
<b>Screen:</b>	tinned copper braiding with a tinned copper drain wire (0,25 mm <sup>2</sup> )
<b>Sheath material:</b>	PVC, TM2 acc. to EN 50363-4-1 + VDE 0207-363-4-1
<b>Sheath colour:</b>	grey (RAL 7032)

### Technical data:

<b>Peak operating voltage:</b>	max. 350 V
<b>Testing voltage:</b>	core/core 1500 V core/screen 1200 V
<b>Min. bending radius</b>	
<i>fixed laying:</i>	5 x d
<i>flexible application:</i>	10 x d
<b>Capacitance:</b>	see chapter N „Technical Data“
<b>Radiation resistance:</b>	8 x 10 <sup>7</sup> cJ/kg
<b>Temperature range</b>	
<i>fixed laying:</i>	-30/+70 °C
<i>flexible application:</i>	-5/+70 °C
<b>Fire performance:</b>	flame retardant and self-extinguishing acc. to IEC 60332-1-2 + VDE 0482-332-1-2
<b>Oil resistance:</b>	acc. to internal standard, see chapter N „Technical Data“
<b>Chem. resistance:</b>	see chapter N „Technical Data“
<b>Absence of harmful substances:</b>	acc. to RoHS directive of the European Union see chapter N „Technical Data“

### Outstanding features:



- good EMC characteristic
- highly flexible
- good handling
- small bending radius

item no.	no. of pairs x cross section n x 2 x mm <sup>2</sup>	nominal wire ø mm	outer-ø ± 10% mm	copper figure kg/km	cable weight ≈ kg/km
03030220	2 x 2 x 0,20	0,05	5,4	22,1	38
03030320	3 x 2 x 0,20	0,05	6,1	27,6	50
03030420	4 x 2 x 0,20	0,05	6,9	33,0	58
03030620	6 x 2 x 0,20	0,05	7,5	42,4	76
03030820	8 x 2 x 0,20	0,05	9,0	53,7	103
03031220	12 x 2 x 0,20	0,05	10,3	73,6	133
03031820	18 x 2 x 0,20	0,05	11,8	118,3	191
03032420	24 x 2 x 0,20	0,05	13,6	146,2	243
03033220	32 x 2 x 0,20	0,05	15,1	182,9	305

Other dimensions and colours are possible on request.


## LIYDY-CY TP

PVC data cable, twisted pairs with pair-wise and overall copper screen

very good  
EMC

SAB Data

BRÖCKSKES · D-VIERSEN · LIYDY-CY TP 6x2x0,25mm<sup>2</sup> CE



Marking for LIYDY-CY TP 03410625:

SAB BRÖCKSKES · D-VIERSEN · LIYDY-CY TP 6x2x0,25mm<sup>2</sup> CE

### Construction:

<b>Conductor:</b>	bare copper strands with reference to VDE 0812
<b>Insulation:</b>	PVC, TI2 acc. to EN 50363-3 + VDE 0207-363-3
<b>Colour code:</b>	with reference to DIN 47100
<b>Stranding:</b>	2 cores twisted to pairs
<b>Screen:</b>	wrapped pair-wise with tinned copper wires
<b>Sheath:</b>	pair-wise PVC, TM2 acc. to EN 50363-4-1 + VDE 0207-363-4-1
<b>Stranding:</b>	pairs in concentric layers
<b>Wrapping:</b>	PETP foil
<b>Screen:</b>	tinned copper braiding with a tinned copper drain wire (equal to conductor section)
<b>Sheath material:</b>	PVC, TM2 acc. to EN 50363-4-1 + VDE 0207-363-4-1
<b>Sheath colour:</b>	grey (RAL 7032)

### Technical data:

<b>Peak operating voltage:</b>	< 0,25 mm <sup>2</sup> = max. 350 V ≥ 0,25 mm <sup>2</sup> = max. 500 V
<b>Testing voltage:</b>	core/core 1500 V core/screen 1200 V
<b>Min. bending radius</b>	
fixed laying:	5 x d
flexible application:	10 x d
<b>Capacitance:</b>	see chapter N „Technical data“
<b>Radiation resistance:</b>	8 x 10 <sup>7</sup> cJ/kg
<b>Temperature range</b>	
fixed laying:	-30/+70 °C
flexible application:	-5/+70 °C
<b>Fire performance:</b>	flame retardant and self-extinguishing acc. to IEC 60332-1-2 + VDE 0482-332-1-2
<b>Oil resistance:</b>	acc. to internal standard, see chapter N „Technical data“
<b>Chem. resistance:</b>	see chapter N „Technical data“
<b>Absence of harmful substances:</b>	acc. to RoHS directive of the European Union, see chapter N „Technical data“

### Outstanding features:



- very good EMC characteristic
- flexible

item no.	no. of pairs x cross section n x 2 x mm <sup>2</sup>	outer-ø ± 10% mm	copper figure kg/km	cable weight ≈ kg/km
03410214	2 x 2 x 0,14	8,1	35,6	82
03410314	3 x 2 x 0,14	9,2	45,4	111
03410414	4 x 2 x 0,14	9,9	55,4	127
03410614	6 x 2 x 0,14	11,8	95,0	187
03410814	8 x 2 x 0,14	13,8	115,6	245
03411014	10 x 2 x 0,14	14,8	153,9	297
03411214	12 x 2 x 0,14	15,6	179,5	331
03411414	14 x 2 x 0,14	15,7	189,7	352
03411614	16 x 2 x 0,14	17,3	221,7	415
03412414	24 x 2 x 0,14	20,4	297,4	571
03410225	2 x 2 x 0,25	8,4	41,2	92
03410325	3 x 2 x 0,25	9,4	53,2	122
03410425	4 x 2 x 0,25	11,6	89,2	176
03410625	6 x 2 x 0,25	13,9	114,5	241
03410825	8 x 2 x 0,25	15,1	157,2	313
03411025	10 x 2 x 0,25	16,5	187,7	354
03411225	12 x 2 x 0,25	16,9	208,1	389
03411425	14 x 2 x 0,25	17,4	238,2	426
03411625	16 x 2 x 0,25	18,7	259,7	480
03412425	24 x 2 x 0,25	23,7	365,9	709

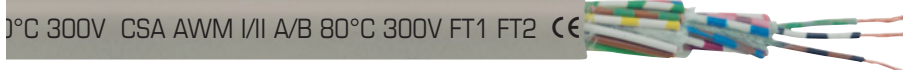
item no.	no. of pairs x cross section n x 2 x mm <sup>2</sup>	outer-ø ± 10% mm	copper figure kg/km	cable weight ≈ kg/km
03410234	2 x 2 x 0,34	10,6	57,4	133
03410334	3 x 2 x 0,34	11,2	70,9	152
03410434	4 x 2 x 0,34	12,2	99,9	198
03410634	6 x 2 x 0,34	14,6	142,0	280
03410834	8 x 2 x 0,34	17,1	201,3	382
03411034	10 x 2 x 0,34	18,4	223,9	429
03411234	12 x 2 x 0,34	18,8	249,2	474
03411434	14 x 2 x 0,34	20,6	316,6	574
03411634	16 x 2 x 0,34	20,9	343,2	626
03412434	24 x 2 x 0,34	24,8	446,5	851
03410250	2 x 2 x 0,50	10,8	61,8	142
03410350	3 x 2 x 0,50	11,2	77,8	167
03410450	4 x 2 x 0,50	13,4	115,6	233
03410650	6 x 2 x 0,50	15,0	174,3	322
03410850	8 x 2 x 0,50	18,2	227,8	433
03411050	10 x 2 x 0,50	19,9	270,8	505
03411250	12 x 2 x 0,50	20,8	303,7	555
03411450	14 x 2 x 0,50	21,4	336,2	607
03411650	16 x 2 x 0,50	23,1	393,7	696
03412450	24 x 2 x 0,50	26,5	533,9	960

Other dimensions and colours are possible on request.



## SRY D 311

semi rigid PVC data cable



Marking for SRY D 311 03112520:

SAB BRÖCKSKES · D-VIERSEN · 03112520 SRY D 311 20 AWG/25c 03112025

AWM Style 2464 80°C 300V CSA AWM I/II A/B 80°C 300V FT1 FT2 CE

### Construction:

<b>Conductor:</b>	bare copper strands acc. to ASTM B 286
<b>Insulation:</b>	semi-rigid PVC
<b>Colour code:</b>	acc. to colour code US 2, see chapter N „Technical data“
<b>Stranding:</b>	in layers
<b>Sheath material:</b>	PVC
<b>Sheath colour:</b>	grey (RAL 7032)

### Technical data:

<b>Voltage UL/CSA:</b>	300 V
<b>Testing voltage:</b>	core/core 2000 V
<b>Min. bending radius</b>	
<i>fixed laying:</i>	5 x d
<i>flexible application:</i>	10 x d
<b>Temperature range</b>	<b>DIN VDE</b> <b>UL/CSA: up to +80 °C</b>
<i>fixed laying:</i>	-30/+70 °C
<i>flexible application:</i>	-5/+70 °C
<b>Fire performance:</b>	flame retardant and self-extinguishing acc. to IEC 60332-1-2 + VDE 0482-332-1-2, CSA FT1, FT2
<b>Oil resistance:</b>	acc. to internal standard, see chapter N „Technical data“
<b>Chem. resistance:</b>	see chapter N „Technical data“
<b>Absence of harmful substances:</b>	acc. to RoHS directive of the European Union, see chapter N „Technical data“

### Outstanding features:



- flexible
- small outer diameter
- small bending radius



On request with colour code  
**DIN 47100**

item no.	no. of cores x cross section n x AWG	outer-ø ± 5% mm	copper figure kg/km	cable weight ≈ kg/km
03110226	2 x 26	3,6	2,7	16
03110326	3 x 26	3,8	4,0	19
03110426	4 x 26	4,0	5,4	21
03110526	5 x 26	4,3	6,7	25
03110726	7 x 26	4,7	9,4	30
03110826	8 x 26	5,2	10,8	36
03111226	12 x 26	5,7	16,1	45
03111626	16 x 26	6,3	21,5	56
03111826	18 x 26	6,6	24,2	61
03112526	25 x 26	7,8	33,6	80
03110224	2 x 24	3,9	4,4	20
03110324	3 x 24	4,1	6,6	23
03110424	4 x 24	4,3	8,8	27
03110524	5 x 24	4,7	11,0	32
03110724	7 x 24	5,0	15,5	39
03110824	8 x 24	5,7	17,7	45
03111224	12 x 24	6,3	26,5	59
03111624	16 x 24	6,9	35,3	74
03111824	18 x 24	7,2	39,7	82
03112524	25 x 24	8,5	55,2	107
03110222	2 x 22	4,2	6,9	24
03110322	3 x 22	4,4	10,4	29
03110422	4 x 22	4,7	13,8	34
03110522	5 x 22	5,1	17,3	41
03110722	7 x 22	5,5	24,2	51
03110822	8 x 22	6,2	27,6	60

item no.	no. of cores x cross section n x AWG	outer-ø ± 5% mm	copper figure kg/km	cable weight ≈ kg/km
03111222	12 x 22	6,9	41,5	78
03111622	16 x 22	7,6	55,3	100
03111822	18 x 22	8,0	62,2	110
03112522	25 x 22	9,4	86,4	146
03110220	2 x 20	4,7	11,9	33
03110320	3 x 20	4,9	17,9	40
03110420	4 x 20	5,3	23,8	48
03110520	5 x 20	5,7	29,8	57
03110720	7 x 20	6,2	41,7	73
03111220	12 x 20	7,9	71,4	115
03111820	18 x 20	9,2	107,1	164
03112520	25 x 20	12,4	148,8	228
03110218	2 x 18	5,2	18,4	43
03110318	3 x 18	5,4	27,6	53
03110418	4 x 18	5,9	36,9	66
03110518	5 x 18	6,4	46,1	79
03110718	7 x 18	6,9	64,5	102
03111218	12 x 18	8,9	110,6	164
03111818	18 x 18	10,6	165,9	238
03112518	25 x 18	13,1	230,4	321
03110216	2 x 16	5,5	23,6	51
03110316	3 x 16	5,8	35,4	64
03110416	4 x 16	6,2	47,2	78
03110516	5 x 16	6,8	59,0	92
03110716	7 x 16	7,4	82,7	123

Other dimensions and colours are possible on request.




## SRY D 321 C

semi rigid PVC data cable with overall copper screen



/ CSA AWM I/II A/B 80°C 300V FT1 FT2 CE



Marking for SRY D 321 C 03210520:

SAB BRÖCKSKES · D-VIERSEN · 03210520 SRY D 321 C 20 AWG/5c 03212005

AWM Style 2464 80°C 300V CSA AWM I/II A/B 80°C 300V FT1 FT2 CE

### Construction:

<b>Conductor:</b>	bare copper strands acc. to ASTM B 286
<b>Insulation:</b>	semi-rigid PVC
<b>Colour code:</b>	acc. to colour code US 2, see chapter N „Technical data“
<b>Stranding:</b>	in layers
<b>Wrapping:</b>	PETP foil
<b>Screen:</b>	tinned copper braiding
<b>Sheath material:</b>	PVC
<b>Sheath colour:</b>	grey (RAL 7032)

### Technical data:

<b>Voltage UL/CSA:</b>	300 V
<b>Testing voltage:</b>	core/core 2000 V core/screen 2000 V
<b>Min. bending radius</b>	
fixed laying:	5 x d
flexible application:	10 x d
<b>Temperature range</b>	<b>DIN VDE</b> UL/CSA: up to +80 °C
fixed laying:	-30/+70 °C
flexible application:	-5/+70 °C
<b>Fire performance:</b>	flame retardant and self-extinguishing acc. to IEC 60332-1-2 + VDE 0482-332-1-2, CSA FT1, FT2
<b>Oil resistance:</b>	acc. to internal standard, see chapter N „Technical data“
<b>Chem. resistance:</b>	see chapter N „Technical data“
<b>Absence of harmful substances:</b>	acc. to RoHS directive of the European Union, see chapter N „Technical data“

### Outstanding features:



- good EMC characteristic
- flexible
- small outer diameter
- small bending radius



On request with colour code  
**DIN 47100**

item no.	no. of cores x cross section n x AWG	outer-ø ± 5% mm	copper figure kg/km	cable weight ≈ kg/km
03210226	2 x 26	4,1	9,5	22
03210326	3 x 26	4,3	10,8	24
03210426	4 x 26	4,5	12,2	26
03210526	5 x 26	4,8	15,3	31
03210726	7 x 26	5,1	18,0	36
03210826	8 x 26	5,7	21,2	44
03211226	12 x 26	6,2	26,6	52
03211626	16 x 26	6,8	33,9	64
03211826	18 x 26	7,1	38,4	71
03212526	25 x 26	8,2	50,0	91
03210224	2 x 24	4,4	11,2	25
03210324	3 x 24	4,6	13,4	28
03210424	4 x 24	4,9	17,4	33
03210524	5 x 24	5,2	19,6	38
03210724	7 x 24	5,5	25,8	46
03210824	8 x 24	6,2	28,2	55
03211024	10 x 24	6,6	34,4	60
03211224	12 x 24	6,8	38,9	67
03211624	16 x 24	7,4	49,7	84
03211824	18 x 24	7,8	54,2	92
03212524	25 x 24	9,2	73,8	123
03210222	2 x 22	4,7	13,7	28
03210322	3 x 22	4,9	18,9	34
03210422	4 x 22	5,2	22,4	40
03210522	5 x 22	5,6	27,7	47
03210722	7 x 22	6,0	34,6	57
03210822	8 x 22	6,7	40,0	68
03211022	10 x 22	7,2	48,8	78
03211222	12 x 22	7,4	55,8	87

item no.	no. of cores x cross section n x AWG	outer-ø ± 5% mm	copper figure kg/km	cable weight ≈ kg/km
03211622	16 x 22	8,1	71,7	110
03211822	18 x 22	8,7	78,8	124
03212522	25 x 22	10,1	107,4	136
03210220	2 x 20	5,2	20,5	37
03210320	3 x 20	5,4	26,5	44
03210420	4 x 20	5,8	34,2	54
03210520	5 x 20	6,2	40,3	63
03210620	6 x 20	6,7	48,1	74
03210720	7 x 20	6,7	54,0	80
03211020	10 x 20	8,2	76,0	109
03211220	12 x 20	8,5	87,9	127
03211820	18 x 20	9,9	126,1	179
03212520	25 x 20	11,6	172,8	238
03210218	2 x 18	5,6	28,8	47
03210318	3 x 18	5,9	38,1	57
03210418	4 x 18	6,3	49,1	71
03210518	5 x 18	6,9	60,3	86
03210718	7 x 18	7,4	78,8	108
03210818	8 x 18	8,6	90,2	131
03211218	12 x 18	9,6	129,4	176
03211818	18 x 18	11,1	189,5	251
03212518	25 x 18	13,4	258,9	346
03210216	2 x 16	6,0	34,1	54
03210316	3 x 16	6,2	45,9	67
03210416	4 x 16	6,7	59,6	83
03210516	5 x 16	7,3	73,3	101
03210716	7 x 16	7,9	99,0	130
03210816	8 x 16	9,1	113,1	157
03211216	12 x 16	10,2	162,8	212


Other dimensions and colours are possible on request.



## SRY D 351 C (B) TP

semi rigid PVC data cable, twisted pairs with overall copper screen

AWM I/II A/B 80°C 300V FT1 FT2 CE



Marking for SRY D 351 C (B) TP 03510320:

SAB BRÜCKSKES · D-VIERSEN · 03510320 SRY D 351 C (B) TP 20 AWG/3pr 03512003

AWM Style 2464 80°C 300V CSA AWM I/II A/B 80°C 300V FT1 FT2 CE

### Construction:

<b>Conductor:</b>	bare copper strands acc. to ASTM B 286
<b>Insulation:</b>	semi-rigid PVC
<b>Colour code:</b>	acc. to colour code US 3, see chapter N „Technical data“
<b>Stranding:</b>	cores twisted to pairs, pairs twisted in layers
<b>Wrapping:</b>	PETP foil
<b>Screen:</b>	tinned copper braiding with a tinned copper drain wire (0,22 mm <sup>2</sup> )
<b>Sheath material:</b>	PVC
<b>Sheath colour:</b>	grey (RAL 7032)

### Technical data:

<b>Voltage UL/CSA:</b>	300 V	
<b>Testing voltage:</b>	core/core	2000 V
	core/screen	2000 V
<b>Min. bending radius</b>		
<i>fixed laying:</i>	5 x d	
<i>flexible application:</i>	10 x d	
<b>Temperature range</b>	<b>DIN VDE</b>	<b>UL/CSA:</b> up to +80 °C
<i>fixed laying:</i>	-30/+70 °C	
<i>flexible application:</i>	-5/+70 °C	
<b>Fire performance:</b>	flame retardant and self-extinguishing acc. to IEC 60332-1-2 + VDE 0482-332-1-2, CSA FT1, FT2	
<b>Oil resistance:</b>	acc. to internal standard, see chapter N „Technical data“	
<b>Chem. resistance:</b>	see chapter N „Technical data“	
<b>Absence of harmful substances:</b>	acc. to RoHS directive of the European Union, see chapter N „Technical data“	

### Outstanding features:



- good EMC characteristic
- flexible
- small outer diameter
- small bending radius



On request with colour code  
**DIN 47100**

item no.	no. of pairs x cross section n x 2 x AWG	outer-ø ± 10% mm	copper figure kg/km	cable weight ≈ kg/km
03510226	2 x 2 x 26	5,5	14,9	34
03510326	3 x 2 x 26	6,1	19,2	43
03510426	4 x 2 x 26	6,8	23,5	49
03510526	5 x 2 x 26	7,3	26,3	56
03510726	7 x 2 x 26	7,6	33,3	66
03510826	8 x 2 x 26	8,1	36,1	72
03511026	10 x 2 x 26	9,0	43,3	89
03511226	12 x 2 x 26	9,8	50,6	102
03511626	16 x 2 x 26	10,6	63,4	125
03511826	18 x 2 x 26	10,9	70,6	136
03512526	25 x 2 x 26	12,7	90,3	182
03512626	26 x 2 x 26	12,6	92,9	185
03510224	2 x 2 x 24	5,9	19,9	42
03510324	3 x 2 x 24	6,6	24,4	51
03510424	4 x 2 x 24	7,4	30,5	59
03510524	5 x 2 x 24	7,9	36,6	69
03510724	7 x 2 x 24	8,5	47,2	87
03510824	8 x 2 x 24	9,0	51,7	95
03511024	10 x 2 x 24	9,8	62,5	113
03511224	12 x 2 x 24	10,7	73,4	130
03511624	16 x 2 x 24	11,6	93,3	161
03511824	18 x 2 x 24	12,4	102,4	189
03512524	25 x 2 x 24	14,0	137,3	239
03512624	26 x 2 x 24	14,3	141,9	247
03510222	2 x 2 x 22	6,4	25,0	50
03510322	3 x 2 x 22	7,1	33,5	62
03510422	4 x 2 x 22	8,0	42,2	74

item no.	no. of pairs x cross section n x 2 x AWG	outer-ø ± 10% mm	copper figure kg/km	cable weight ≈ kg/km
03510522	5 x 2 x 22	8,8	50,9	91
03510722	7 x 2 x 22	9,3	64,9	110
03511222	12 x 2 x 22	11,8	105,7	170
03511822	18 x 2 x 22	13,7	151,2	246
03512522	25 x 2 x 22	15,8	203,0	332
03510220	2 x 2 x 20	7,0	36,6	64
03510320	3 x 2 x 20	7,6	50,3	80
03510420	4 x 2 x 20	9,2	64,1	104
03510520	5 x 2 x 20	9,9	77,9	124
03510720	7 x 2 x 20	10,4	103,6	155
03511220	12 x 2 x 20	13,9	169,7	255
03511820	18 x 2 x 20	16,0	244,6	368
03512520	25 x 2 x 20	18,1	336,9	484
03510218	2 x 2 x 18	7,8	51,4	81
03510318	3 x 2 x 18	9,0	71,7	114
03510418	4 x 2 x 18	10,2	92,3	138
03510518	5 x 2 x 18	11,1	112,8	166
03510718	7 x 2 x 18	11,7	151,7	211
03511218	12 x 2 x 18	16,0	251,6	365
03511818	18 x 2 x 18	18,0	366,1	511
03512518	25 x 2 x 18	20,6	521,4	692
03510216	2 x 2 x 16	8,2	61,9	96
03510316	3 x 2 x 16	9,6	89,1	133
03510416	4 x 2 x 16	10,9	115,0	164
03510516	5 x 2 x 16	11,8	140,8	198
03510716	7 x 2 x 16	12,9	188,5	264
03510816	8 x 2 x 16	13,8	215,8	297

Other dimensions and colours are possible on request.

## DC 300 DS

semi rigid PVC data cable with double screen



Marking for DC 300 DS 03242522:

SAB BRÖCKSKES · D-VIERSEN · 03242522 DC 300 DS 22 AWG/25c 03242225

AWM Style 2464 80°C 300V CSA AWM I/II A/B 80°C 300V FT1 FT2 CE

### Construction:

<b>Conductor:</b>	tinned copper strands acc. to ASTM B 286
<b>Insulation:</b>	semi-rigid PVC
<b>Colour code:</b>	acc. to colour code US 2, see chapter N „Technical data“
<b>Stranding:</b>	in layers
<b>Screen:</b>	double screen, alu foil, tinned copper braiding with tinned drain wire (0,22 mm <sup>2</sup> )
<b>Sheath material:</b>	PVC
<b>Sheath colour:</b>	grey (RAL 7032)

### Technical data:

<b>Peak operating voltage:</b>	max. 350 V	
<b>Voltage UL/CSA:</b>	300 V	
<b>Testing voltage:</b>	core/core	2000 V
	core/screen	2000 V
<b>Min. bending radius</b>		
<i>fixed laying:</i>	5 x d	
<i>flexible application:</i>	10 x d	
<b>Radiation resistance:</b>	8 x 10 <sup>7</sup> cJ/kg	
<b>Temperature range</b>	<b>DIN VDE</b>	<b>UL/CSA:</b> up to +80 °C
<i>fixed laying:</i>	-30/+70 °C	
<i>flexible application:</i>	-5/+70 °C	
<b>Fire performance:</b>	flame retardant and self-extinguishing acc. to IEC 60332-1-2 + VDE 0482-332-1-2, UL VW1, CSA FT1, FT2	
<b>Oil resistance:</b>	acc. to internal standard, see chapter N „Technical data“	
<b>Absence of harmful substances:</b>	acc. to RoHS directive of the European Union, see chapter N „Technical data“	

### Outstanding features:



- very good EMC characteristic
- small outer diameter
- small bending radius

item no.	no. of cores x cross section n x AWG	outer-ø ± 5% mm	copper figure kg/km	cable weight ≈ kg/km
03240228	2 x 28	4,3	8,9	21
03240328	3 x 28	4,4	11,5	24
03240428	4 x 28	4,6	12,4	26
03240528	5 x 28	4,9	13,2	30
03240728	7 x 28	5,1	16,7	34
03241028	10 x 28	6,0	21,1	43
03241228	12 x 28	6,2	22,9	47
03241428	14 x 28	6,4	24,7	50
03241828	18 x 28	6,9	30,0	61
03242528	25 x 28	7,9	38,1	75
03240226	2 x 26	4,5	11,6	24
03240326	3 x 26	4,6	12,9	26
03240426	4 x 26	4,9	14,3	30
03240526	5 x 26	5,1	17,4	35
03240726	7 x 26	5,4	20,1	39
03241026	10 x 26	6,4	26,0	50
03241226	12 x 26	6,6	30,5	56
03241426	14 x 26	6,8	33,2	61
03241826	18 x 26	7,4	40,5	75
03242526	25 x 26	8,5	52,1	94

item no.	no. of cores x cross section n x AWG	outer-ø ± 5% mm	copper figure kg/km	cable weight ≈ kg/km
03240224	2 x 24	4,7	13,3	27
03240324	3 x 24	4,9	15,5	30
03240424	4 x 24	5,1	19,5	35
03240524	5 x 24	5,5	21,7	41
03240724	7 x 24	5,8	27,9	48
03241024	10 x 24	6,9	36,5	63
03241224	12 x 24	7,1	41,0	70
03241424	14 x 24	7,3	45,4	77
03241824	18 x 24	8,0	56,3	95
03242524	25 x 24	9,3	75,9	122
03240222	2 x 22	5,0	15,8	31
03240322	3 x 22	5,2	21,0	37
03240422	4 x 22	5,5	24,5	42
03240522	5 x 22	5,9	29,8	51
03240722	7 x 22	6,3	36,7	60
03241022	10 x 22	7,5	50,9	80
03241222	12 x 22	7,7	57,9	90
03241422	14 x 22	8,0	64,9	100
03241822	18 x 22	8,8	80,9	124
03242522	25 x 22	10,3	109,5	164


Other dimensions and colours are possible on request.

## DC 300 DS TP

semi rigid PVC data cable, twisted pairs with double screen



300V CSA AWM I/II A/B 80°C 300V FT1 FT2 CE



Marking for DC 300 DS TP 03840322:

SAB BRÖCKSKES · D-VIERSEN · 03840322 DC 300 DS TP 22 AWG/3pr 03842203

AWM Style 2464 80°C 300V CSA AWM I/II A/B 80°C 300V FT1 FT2 CE

### Construction:

<b>Conductor:</b>	tinned copper strands acc. to ASTM B 286
<b>Insulation:</b>	semi-rigid PVC
<b>Colour code:</b>	acc. to colour code US 3, see chapter N „Technical data“
<b>Stranding:</b>	cores twisted to pairs, pairs twisted in layers
<b>Screen:</b>	double screen, alu foil, tinned copper braiding with tinned drain wire (0,22 mm <sup>2</sup> )
<b>Sheath material:</b>	PVC
<b>Sheath colour:</b>	grey (RAL 7032)

### Technical data:

<b>Peak operating voltage:</b>	max. 350 V	
<b>Voltage UL/CSA:</b>	300 V	
<b>Testing voltage:</b>	core/core	2000 V
	core/screen	2000 V
<b>Min. bending radius</b>		
<i>fixed laying:</i>	5 x d	
<i>flexible application:</i>	10 x d	
<b>Radiation resistance:</b>	8 x 10 <sup>7</sup> cJ/kg	
<b>Temperature range</b>	<b>DIN VDE</b>	<b>UL/CSA:</b> up to +80 °C
<i>fixed laying:</i>	-30/+70 °C	
<i>flexible application:</i>	-5/+70 °C	
<b>Fire performance:</b>	flame retardant and self-extinguishing acc. to IEC 60332-1-2 + VDE 0482-332-1-2, UL VW1, CSA FT1, FT2	
<b>Oil resistance:</b>	acc. to internal standard, see chapter N „Technical data“	
<b>Absence of harmful substances:</b>	acc. to RoHS directive of the European Union, see chapter N „Technical data“	

### Outstanding features:



- very good EMC characteristic
- small outer diameter
- small bending radius

item no.	no. of pairs x cross section n x 2 x AWG	outer-ø ± 10% mm	copper figure kg/km	cable weight ≈ kg/km
03840228	2 x 2 x 28	5,1	13,0	29
03840328	3 x 2 x 28	5,5	14,7	34
03840428	4 x 2 x 28	6,1	18,0	40
03840528	5 x 2 x 28	6,5	19,8	46
03840728	7 x 2 x 28	6,9	24,9	53
03841028	10 x 2 x 28	7,9	31,9	67
03841428	14 x 2 x 28	9,0	40,7	85
03841828	18 x 2 x 28	9,6	49,5	104
03842528	25 x 2 x 28	10,8	63,8	130
03840226	2 x 2 x 26	5,4	14,9	33
03840326	3 x 2 x 26	5,9	19,2	40
03840426	4 x 2 x 26	6,6	23,5	48
03840526	5 x 2 x 26	7,0	26,2	56
03840726	7 x 2 x 26	7,3	31,7	63
03841026	10 x 2 x 26	8,5	43,2	83
03841426	14 x 2 x 26	9,8	56,1	108
03841826	18 x 2 x 26	10,5	68,8	133
03842526	25 x 2 x 26	11,8	90,1	166

item no.	no. of pairs x cross section n x 2 x AWG	outer-ø ± 10% mm	copper figure kg/km	cable weight ≈ kg/km
03840224	2 x 2 x 24	5,8	19,9	39
03840324	3 x 2 x 24	6,3	24,4	47
03840424	4 x 2 x 24	7,1	30,5	58
03840524	5 x 2 x 24	7,6	36,6	69
03840724	7 x 2 x 24	7,9	45,5	80
03841024	10 x 2 x 24	9,2	62,4	106
03841424	14 x 2 x 24	10,7	82,4	140
03841824	18 x 2 x 24	11,5	102,2	173
03842524	25 x 2 x 24	12,9	137,1	220
03840222	2 x 2 x 22	6,3	25,0	47
03840322	3 x 2 x 22	6,8	33,5	59
03840422	4 x 2 x 22	7,7	42,2	72
03840522	5 x 2 x 22	8,3	50,8	87
03840722	7 x 2 x 22	8,7	64,8	104
03841022	10 x 2 x 22	10,2	89,4	141
03841422	14 x 2 x 22	11,8	119,7	185
03841822	18 x 2 x 22	12,7	151,0	232
03842522	25 x 2 x 22	14,7	200,2	308

Other dimensions and colours are possible on request.



## RG 179 FEP

FEP insulated coaxial cable with FEP jacket in reference to RG 179 (75 Ω)



### Construction:

<b>Conductor:</b>	silver-plated strands, fine wires (7 wires)
<b>Insulation:</b>	FEP
<b>Colour code:</b>	nature
<b>Screen:</b>	silver-plated braiding
<b>Sheath material:</b>	FEP
<b>Sheath colour:</b>	black (RAL 9005)

### Technical data:

<b>Frequency range:</b>	max. 1 GHz
<b>Peak operating voltage:</b>	900 V
<b>Testing voltage:</b>	2000 V
<b>Min. bending radius:</b>	7.5 x d
<b>Intrinsic impedance:</b>	75 Ω ± 5 Ω
<b>Spreading velocity:</b>	approx. 69%
<b>Capacitance:</b>	max. 75 pF/m
<b>Conductor resistance:</b>	max. 363 Ω/km
<b>Attenuation at 20 °C:</b>	50 MHz approx. 18 dB/100 m 100 MHz approx. 25 dB/100 m 400 MHz approx. 55 dB/100 m 900 MHz approx. 85 dB/100 m 1000 MHz approx. 90 dB/100 m 1800 MHz approx. 130 dB/100 m 3000 MHz approx. 175 dB/100 m
<b>Regularity:</b>	50 MHz up to 400 MHz approx. 26 dB 400 MHz up to 1000 MHz approx. 24 dB 1000 MHz up to 3000 MHz approx. 20 dB
<b>Temperature range</b> <i>fixed laying:</i>	-90/+180 °C
<i>flexible application:</i>	-55/+180 °C
<b>Chem. resistance:</b>	very good against acids, halogens, bases, chlorinated solvents as well as organic and inorganic compounds
<b>Absence of harmful substances:</b>	acc. to RoHS directive of the European Union, see chapter N „Technical data“

### Outstanding features:



- excellent resistance against chemicals and solvents
- excellent temperature resistance and flexibility at low temperatures
- excellent electrical insulating characteristics with low, nearly frequency-independent dielectric characteristics

item no.	nominal cross-section mm <sup>2</sup>	nominal single wire ø mm	outer-ø mm	copper figure kg/km	cable weight ≈ kg/km
36200062	1 x 0,055	0,11	2,54 ± 0,12 mm	9,5	16

Other dimensions and colours are possible on request.

## RG 316 FEP

FEP insulated coaxial cable with TPE jacket in reference to RG 316 (50 Ω)



### Construction:

Conductor:	tinned copper strands, fine wires (7 wires)
Insulation:	FEP
Color code:	nature
Screen:	tinned copper braiding
Sheath material:	TPE
Sheath color:	black (RAL 9005)

### Outstanding features:



- excellent temperature resistance and flexibility at low temperatures
- excellent electrical insulating characteristics with low, nearly frequency-independent dielectric characteristics

### Technical data:

Frequency range:	max. 3 GHz
Peak operating voltage:	900 V
Testing voltage:	2000 V
Min. bending radius:	7.5 x d
Intrinsic impedance:	50 Ω ± 5 Ω
Spreading velocity:	approx. 69%
Capacitance:	max. 105 pF/m
Conductor resistance:	max. 142,9 Ω/km
Attenuation at 20 °C:	50 MHz approx. 19 dB/100 m 100 MHz approx. 27 dB/100 m 400 MHz approx. 57 dB/100 m 900 MHz approx. 90 dB/100 m 1000 MHz approx. 95 dB/100 m 1800 MHz approx. 140 dB/100 m 3000 MHz approx. 165 dB/100 m
Regularity:	50 MHz up to 400 MHz > 26 dB 400 MHz up to 1800 MHz > 23 dB 1800 MHz up to 3000 MHz > 15 dB
Temperature range	
fixed laying:	-50/+90 °C
flexible application:	-40/+90 °C
Absence of harmful substances:	acc. to RoHS directive of the European Union see chapter N „Technical Data“

item no.	nominal cross-section AWG	nominal single wire ø mm	outer-ø mm	copper figure kg/km	cable weight ≈ kg/km
36000172	26/7	0,16	2,55 ± 0,05 mm	8,9	12

Other dimensions and colours are possible on request.



## Sensor minus 50

low temperature resistant FEP insulated sensor cable down to -50°C



Marking for Sensor minus 50 38360424:

SAB BRÜCKSKES · D-VIERSEN · Sensor minus 50 4 x AWG 24/7 3836-0424

**Application:** Low temperature resistant sensor cable down to -50°C for measuring and testing technology. Supply cable for miniature sensors. Strain gauge supply cable with smallest bending radii. For indoor and outdoor use.

### Construction:

<b>Conductor:</b>	tinned copper strands, silver-plated from AWG 32
<b>Insulation:</b>	FEP
<b>Colour code:</b>	with reference to DIN 47100
<b>Wrapping:</b>	foil
<b>Screen:</b>	tinned copper braiding, optical coverage ≥ 85%
<b>Sheath material:</b>	PUR 420 with mat surface
<b>Sheath colour:</b>	black (RAL 9005)

### Outstanding features:



- highest flexibility even with low temperatures down to -45 °C
- absolutely weather resistant
- very easy installation due to anti-adhesive outer jacket - avoidance of stick-slip effect
- low capacity
- smallest bending radius
- easy harnessing
- small outer diameter

### Technical Data:

<b>Peak operating voltage:</b>	max. 48 V
<b>Testing voltage:</b>	core/core 600 V core/screen 600 V
<b>Min. bending radius</b>	
fixed laying:	2 x d (one single bend)
flexible application:	10 x d
<b>Temperature range cable</b>	
fixed laying*:	-50/+125 °C
flexible application*:	-45/+125 °C
<b>Temperature range conductor:</b>	up to +180 °C (short time use up to +205 °C)
<b>Low temperature resistance:</b>	-50°C acc. to DIN EN 60811-506
<b>Oil resistance:</b>	very good - TMPU acc. to EN 50363-10-2
<b>Fuel resistance:</b>	good
<b>Battery acid resistance:</b>	good
<b>UV resistance:</b>	acc. to HD 605
<b>Ozone resistance:</b>	acc. to EN 50396
<b>Saltwater resistance:</b>	acc. to UL 1309
<b>Absence of harmful substances:</b>	acc. to RoHS directive of the European Union, see chapter N „Technical data“
	*+125 °C – up to 2500 hours

item no.	dimension	outer-ø ± 5% mm	copper figure kg/km	cable weight ≈ kg/km
38360234	2 x AWG 34/7	2,2	5,7	8
38360334	3 x AWG 34/7	2,3	6,0	8
38360434	4 x AWG 34/7	2,4	6,0	9
38360634	6 x AWG 34/7	2,6	8,1	11
38360834	8 x AWG 34/7	2,8	10,2	14
38360232	2 x AWG 32/7	2,3	6,0	8
38360332	3 x AWG 32/7	2,3	6,3	9
38360432	4 x AWG 32/7	2,5	6,5	10
38360632	6 x AWG 32/7	2,8	9,0	13
38360832	8 x AWG 32/7	3,1	11,0	16
38360230	2 x AWG 30/7	2,4	6,4	9
38360330	3 x AWG 30/7	2,5	7,4	10
38360430	4 x AWG 30/7	2,6	9,1	12
38360630	6 x AWG 30/7	3,0	11,0	16
38360830	8 x AWG 30/7	3,2	12,9	19

item no.	dimension	outer-ø ± 5% mm	copper figure kg/km	cable weight ≈ kg/km
38360228	2 x AWG 28/7	2,6	8,6	11
38360328	3 x AWG 28/7	2,7	9,8	13
38360428	4 x AWG 28/7	2,8	10,8	14
38360628	6 x AWG 28/7	3,1	14,3	18
38360828	8 x AWG 28/7	3,8	18,1	25
38360226	2 x AWG 26/7	3,0	11,5	15
38360326	3 x AWG 26/7	3,1	12,7	17
38360426	4 x AWG 26/7	3,8	14,6	22
38360626	6 x AWG 26/7	3,9	19,1	28
38360826	8 x AWG 26/7	4,4	25,9	36
38360224	2 x AWG 24/7	3,2	12,8	17
38360324	3 x AWG 24/7	3,3	15,3	20
38360424	4 x AWG 24/7	3,8	18,7	26
38360624	6 x AWG 24/7	4,4	25,3	36
38360824	8 x AWG 24/7	5,0	32,0	46

Other dimensions and colours are possible on request.



### Possible on request:

- random lengths or ready harnessed cable
- also available without copper braiding



## Sensor plus 150

high temperature resistant FEP insulated sensor cable up to +150°C



Sensor plus 150 4 x AWG 24/7

Marking for Sensor plus 150 38370424:  
SAB BRÖCKSKES · D-VIERSEN · Sensor plus 150 4 x AWG 24/7 3837-0424

**Application:** High temperature resistant sensor cable up to max. +150°C for measuring and testing technology. Supply cable for miniature sensors. Strain gauge supply cable for smallest bending radii. Connecting cable for modular technology.

### Construction:

<b>Conductor:</b>	tinned copper strands, silver-plated from AWG 32
<b>Insulation:</b>	FEP
<b>Colour code:</b>	with reference to DIN 47100
<b>Wrapping:</b>	foil
<b>Screen:</b>	tinned copper braiding, optical coverage ≥ 85%
<b>Sheath material:</b>	PUR 490 with smooth surface
<b>Sheath colour:</b>	black (RAL 9005)

### Technical Data:

<b>Peak operating voltage:</b>	max. 48 V
<b>Testing voltage:</b>	core/core 600 V core/screen 600 V
<b>Min. bending radius</b>	
fixed laying:	2 x d (one single bend)
flexible application:	10 x d
<b>Temperature range cable</b>	
fixed laying*:	-50/+150 °C
flexible application*:	-40/+150 °C
<b>Temperature range conductor:</b>	up to +180 °C (short time use up to +205 °C)
<b>Oil resistance:</b>	very good - TMPU acc. to EN 50363-10-2
<b>Fuel resistance:</b>	good
<b>Absence of harmful substances:</b>	acc. to RoHS directive of the European Union see chapter N „Technical Data“
	*+150 °C – up to 3000 hours

### Outstanding features:



- Temperature resistance up to +150 °C (up to 3000 hours)
- high flexibility and high abrasion resistance
- high robustness
- low capacity
- smallest bending radius
- easy harnessing
- small outer diameter

item no.	dimension	outer-ø ± 5% mm	copper figure kg/km	cable weight ≈ kg/km
38370234	2 x AWG 34/7	2,2	5,7	8
38370334	3 x AWG 34/7	2,3	6,0	8
38370434	4 x AWG 34/7	2,4	6,0	9
38370634	6 x AWG 34/7	2,6	8,1	11
38370834	8 x AWG 34/7	2,9	10,2	14
38370232	2 x AWG 32/7	2,3	6,0	8
38370332	3 x AWG 32/7	2,3	6,3	9
38370432	4 x AWG 32/7	2,5	6,5	10
38370632	6 x AWG 32/7	2,8	9,0	13
38370832	8 x AWG 32/7	3,1	11,0	16
38370230	2 x AWG 30/7	2,4	6,4	9
38370330	3 x AWG 30/7	2,5	7,4	10
38370430	4 x AWG 30/7	2,6	9,1	12
38370630	6 x AWG 30/7	2,9	10,9	15
38370830	8 x AWG 30/7	3,2	12,9	18

item no.	dimension	outer-ø ± 5% mm	copper figure kg/km	cable weight ≈ kg/km
38370228	2 x AWG 28/7	2,6	8,6	11
38370328	3 x AWG 28/7	2,7	9,8	13
38370428	4 x AWG 28/7	2,8	10,8	14
38370628	6 x AWG 28/7	3,1	14,3	19
38370828	8 x AWG 28/7	3,8	18,1	25
38370226	2 x AWG 26/7	3,0	11,5	15
38370326	3 x AWG 26/7	3,1	12,7	17
38370426	4 x AWG 26/7	3,3	14,6	20
38370626	6 x AWG 26/7	3,9	19,1	28
38370826	8 x AWG 26/7	4,4	25,1	35
38370224	2 x AWG 24/7	3,2	12,8	17
38370324	3 x AWG 24/7	3,3	15,3	20
38370424	4 x AWG 24/7	3,8	18,7	26
38370624	6 x AWG 24/7	4,4	25,3	36
38370824	8 x AWG 24/7	4,8	31,8	45

Other dimensions and colours are possible on request.



### Possible on request:

- random lengths or ready harnessed cable
- also available as HV thermo cable type K (1-channel and 4-channel)
- also available without copper braiding



## Sensor plus 250

high temperature resistant PFA insulated sensor cable up to +250°C



Sensor plus 250 4 x AWG 32/7

Marking for Sensor plus 250 38390432:  
SAB BRÜCKSKES · D-VIERSEN · Sensor plus 250 4 x AWG 32/7 3839-0432

**Application:** High temperature resistant sensor cable up to max. +250°C for measuring and testing technology. Supply cable for miniature sensors. Strain gauge supply cable for smallest bending radii. Connecting cable for modular technology.

### Construction:

<b>Conductor:</b>	silver-plated copper strands
<b>Insulation:</b>	PFA
<b>Colour code:</b>	with reference to DIN 47100
<b>Wrapping:</b>	foil
<b>Screen:</b>	tinned copper braiding, optical coverage ≥ 85%
<b>Sheath material:</b>	PFA
<b>Sheath colour:</b>	black (RAL 9005)

### Technical Data:

<b>Peak operating voltage:</b>	max. 48 V
<b>Testing voltage:</b>	core/core 600 V core/screen 600 V
<b>Min. bending radius</b>	
<i>fixed laying:</i>	2 x d (one single bend)
<i>flexible application:</i>	10 x d
<b>Temperature range cable</b>	
<i>fixed laying:</i>	-90/+250 °C
<i>flexible application:</i>	-55/+250 °C
<b>Dielectric constant:</b>	approx. 2,1
<b>Fire performance:</b>	flame retardant and self-extinguishing acc. to IEC 60332-1-2 + VDE 0482-332-1-2
<b>Oil resistance:</b>	very good
<b>Hydraulic oil resistance:</b>	very good
<b>Fuel resistance:</b>	very good
<b>Battery acid resistance:</b>	very good
<b>UV resistance:</b>	very good
<b>Ozone resistance:</b>	very good
<b>Saltwater resistance:</b>	very good
<b>Absence of harmful substances:</b>	acc. to RoHS directive of the European Union see chapter N „Technical Data“

### Outstanding features:



- Temperature resistance up to +250 °C
- low capacity
- absolutely weather resistant
- high abrasion resistance
- very good chemical resistance
- small outer diameter

item no.	dimension	outer-ø ± 5% mm	copper figure kg/km	cable weight ≈ kg/km
38390234	2 x AWG 34/7	1,8	5,7	8
38390330	3 x AWG 30/7	2,1	8,7	11
38390432	4 x AWG 32/7	2,1	8,1	11
38390628	6 x AWG 28/7	2,7	16,0	20

Other dimensions and colours are possible on request.



### Possible on request:

- random lengths  
or ready harnessed cable
- also available without copper braiding